


The UniBus 8 Zone Expander connects to an Integriti Security Controller (ISC) or an 8 Zone LAN Expander via the UniBus Port. It provides an additional 8 Zone Inputs that support all Zone Types including Multistate and Counter types along with extra detector power supply connections (DET+) to simplify device wiring.

The UniBus 8 Zone Expander is designed for installation within the same tamper-protected enclosure as its UniBus host module. The UniBus device is connected directly to the host module or another UniBus device via the UniBus patch cable supplied.

Host Module Compatibility

The UniBus 8 Zone Expander is compatible with the following UniBus Host Modules:

- Integriti ISC Controller (Part. 996001 series) - Connect up to 2
- 8 Zone RS-485 LAN Expander (Part. 996005PCB&K) - Connect up to 3



	UniBus Device Compatibility Guide	UniBus Host Module			
		ISC	IAC	8 Zone Expander	ILAM
UniBus Device	8 Zone Expander	2	0	3	0
	8 Relay Expander*	4	2	4	2
	2 Door / 2 Reader Expander	0	3	0	3
	16 Floor Lift Interface	6	6	6	6
	RS-232/RS-485 UART	4	4	0	0
	Analogue Expander	4	0	6	0

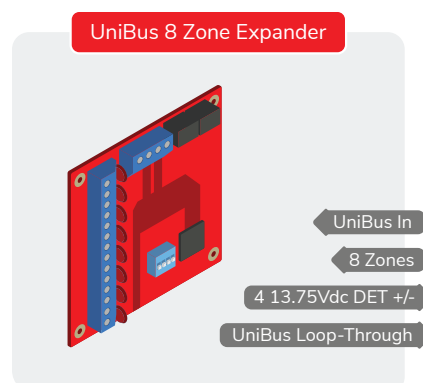
*Relays can be used for general purpose outputs when mapped to Aux 1~16 on IAC, and cannot be mapped to Aux 17~32

Features

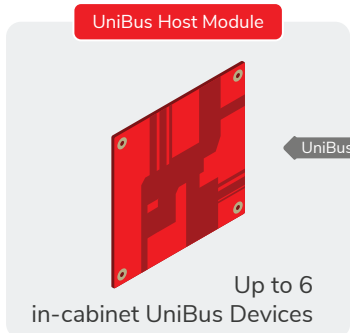
- 8 Universal Zone Inputs
- Support for Multistate EOL circuits
- Support for counter type inputs
- Programmable de-bounce times
- DIP switch addressable first zone 1, 9, 17 or 25
- UniBus loop-through connectors
- 4 Way DET+ 13.75V outputs
- 2 LED status/fault indicators
- Surge protected inputs
- Over-The-Wire firmware upgradable
- Integriti "C" size footprint 94 x 94mm
- Can be installed above other "C" size PCB's**
- A Snap off strip is included to allow installation above Integriti "B" size PCB's**

** 35mm standoff kit required - Part Number 999009

Connectivity



UniBus Installation



UniBus Devices are designed for installation within the same enclosure as the UniBus host module. A UniBus host can interface a maximum of six UniBus devices in any combination, provided they are all within the intended functionality of the host module

Specifications

Physical

PCB Size Code:	Integrati "C" size
PCB Size:	94(L) x 94(W) (mm)
PCB size including snap off strip:	105(L) x 94(W) (mm)
Height:	15(D) (mm) (28mm with UniBus cable connected)
Shipping Weight:	100grams

Installation Environment:	0°C - 70°C @15% - 90% Relative humidity (non-condensing)
---------------------------	--

Electrical

Power Supply Input:	11V to 14V DC via host module
Static Current Consumption:	75mA. (not including detector power)
DET+:	Output Voltage 13.75V DC - sourced from host
DET+ Output Current:	Limited to available current from host

Connections

Zone Inputs:	8
DET+ Out:	4
UniBus Port:	1
UniBus Loop-through Port:	1
Connection to Host Module:	Via 270mm UniBus patch lead (supplied)

Power Considerations

The UniBus host module supplies DET+ current and static device current to all connected UniBus devices.

Total current consumption is, therefore the sum of all:

- Static Current of all connected UniBus devices
- Static Current of host module
- Host module battery charging current
- Ancillary devices connected to all DET+ connections
- Ancillary devices connected to host module's RS-485 LAN+

Compliance


Electrical



Environmental



Ordering Options



996500PCB&K
 UniBus 8 Zone Input Expander PCB & Accessories (Includes 270mm UniBus patch cable)

Spare UniBus patch cables
 996791SS - UniBus Patch Cable 150mm
 996791S - UniBus Patch Cable 220mm
 996791L - UniBus Patch Cable 270mm
 996791LL - UniBus Patch Cable 475mm
 996791XL - UniBus Patch Cable 675mm